

# PET BLUE NJ

*Rabbits are good, at least the Salmon and Sea Trout think so.*



Black and blue colors are great no matter where you are fishing for Salmon or Sea Trout. The PET BLUE is just one of several colors of my PET's. They are great in all sizes but my favorite is the one tied on the Pro Micro Tube from Pro Flytyer. The fly is perfectly balanced with a small Pro Disc or Pro Cone in front, then the hook as weight on the back og the fæy. To give the fly some extra life, it has a Pro Soft Disc on the back part close to the hook. The wing is a key ingredient on the smaller flies, it is a rabbit zonker and just beats the furs by many lengths in my opinion. It has the perfect shape, fill and movement and can easily be cut/adjusted to the circumstances.

The PET BLUE works fine as a traditional down stream fished streamer but upstream fishing with medium to fast stripping is very effective. I think the little red butt provokes the take when it is pulled fast in and out of the fish's sight. But this fly is also good fished slow on a sinking line for sea trout in the deep pools.

Bring the PET to the river, you wont loose with this fly!





# STEP BY STEP TYING

## MATERIALS NEEDED:

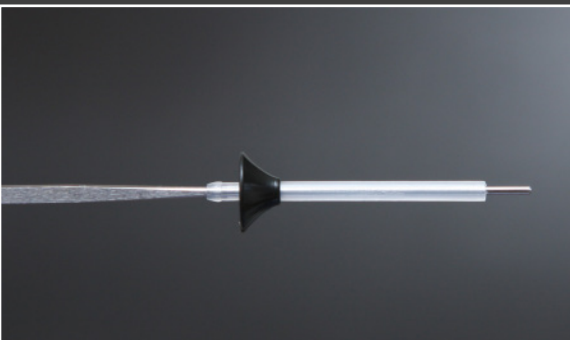
Wing: Rabbit zonker

Body: Black dubbing, silver rib , Pro Soft Disc


Flash: Silver flash

Tube: Clear or black Pro MicroTube


Head: Pro Disc or Pro Cone




**1.** Start by adding a 6 mm or 8 mm Pro Soft Disc to a Pro Microtube.



**2.** Ad black dubbing and silver rib.



**3.** Ad a hackle a two pieces of silver flash.



**4.** Time for the rabbit zonker. Better to long than short. You can cut it when finished.



**5.** Ad front hackle.



**6.** Ad the Jungle Cock, a Pro Disc or Cone and cut the tube in both ends. Finally ad a Pro hook holder.